






FY10 Mileage Rates	FY10	FY10
	Reimbursement	Reimbursement
Region/Country	Rate/Mile	Per Kilometer
	US\$	US\$
Afghanistan	1.03	0.64
Aland Islands	1.54	0.96
Albania	1.34	0.83
Algeria	0.33	0.21
American Samoa	0.55	0.34
Andorra	1.22	0.76
Angola	0.52	0.32
Anguilla	1.09	0.68
Antigua	1.09	0.68
Argentina	0.77	0.48
Armenia	1.06	0.66
Aruba	0.98	0.61
**Australia	1.02	0.63
Austria	1.35	0.84
Azerbaijan	0.73	0.45
Bahamas	0.55	0.34
Bahrain	0.21	0.13
Balearic Islands	1.21	0.75
Bangladesh	1.15	0.71
Barbados	0.98	0.61
Belarus	1.31	0.81
Belgium	1.47	0.92
Belize	0.69	0.43
Benin	1.01	0.63
Bermuda	0.55	0.34
Bhutan	0.89	0.56
Bissau	1.00	0.62
Bolivia	0.67	0.41
Bosnia	1.11	0.69
Botswana	0.86	0.54
Brazil	1.24	0.77
British Virgin Islands	1.09	0.68
Brunei	0.37	0.23
Bulgaria	1.26	0.78
Burkina Faso	1.36	0.84
Burundi	1.37	0.85
Caicos	0.55	0.34
Cambodia	0.92	0.57
Cameroon	1.12	0.70
Canada	0.77	0.48
Canary Islands	1.21	0.75
Cape Verde	1.81	1.12
Caribbean	0.55	0.34
Caymans	0.73	0.45
Central African Republic	1.41	0.88
Chad	1.28	0.79
Chile	0.93	0.58
China	0.97	0.60
Colombia	1.02	0.63
Comoro Islands	1.68	1.04
Cook Islands	1.07	0.67
Costa Rica	1.22	0.76

 FY10 Mileage Rates	FY10	FY10
	Reimbursement Rate/Mile US\$	Reimbursement Per Kilometer US\$
Region/Country		
Cote D'Ivoire	1.31	0.81
Croatia	1.25	0.78
Cuba	1.64	1.02
Cyprus	1.26	0.78
Czech	1.35	0.84
Democratic Rep of the Congo	1.21	0.75
Denmark	1.51	0.94
Djibouti	0.90	0.56
Dominica	0.55	0.34
Dominican Republic	1.02	0.63
Ecuador	0.50	0.31
Egypt	0.48	0.30
El Salvador	0.77	0.48
Eritrea	2.48	1.54
Estonia	1.16	0.72
Ethiopia	0.90	0.56
Faroe Islands	1.51	0.94
Fiji	1.13	0.70
Finland	1.54	0.96
France	1.49	0.93
French Guiana	1.24	0.77
French West Indies	0.55	0.34
Gabon	1.12	0.70
Gambia	0.78	0.48
Georgia	1.07	0.67
Germany	1.53	0.95
Ghana	0.88	0.55
Greece	1.21	0.75
Greenland	1.51	0.94
Grenada	1.26	0.78
Guadeloupe	1.78	1.10
Guam	0.89	0.56
Guatemala	0.84	0.52
Guinea	1.00	0.62
Guyana	0.82	0.51
Haiti	1.14	0.71
Honduras	0.79	0.49
Hong Kong	1.92	1.19
Hungary	1.25	0.78
Iceland	1.13	0.70
India	1.07	0.67
Indonesia	0.49	0.31
Iran	0.10	0.06
Ireland	1.53	0.95
Israel	1.35	0.84
Italy	1.54	0.96
Jamaica	0.73	0.45
Japan	1.39	0.87
Jordan	0.60	0.37
Kazakhstan	0.82	0.51
Kenya	1.18	0.73
Korea, North	0.75	0.46

 FY10 Mileage Rates	FY10	FY10
	Reimbursement Rate/Mile US\$	Reimbursement Per Kilometer US\$
Region/Country		
Korea, South	1.48	0.92
Kosovo	1.08	0.67
Kuwait	0.24	0.15
Kyrgyzstan	0.79	0.49
Lao	0.90	0.56
Latvia	1.10	0.68
Lebanon	0.75	0.46
Lesotho	0.78	0.48
Liberia	0.76	0.47
Libya	0.14	0.09
Liechtenstein	1.28	0.79
Lithuania	1.11	0.69
Luxembourg	1.37	0.85
Macau	0.97	0.60
Macedonia	1.13	0.70
Madagascar	1.52	0.95
Malawi	1.75	1.09
Malaysia	0.52	0.32
Mali	1.28	0.79
Malta	1.63	1.01
Martinique	0.55	0.34
Mauritania	1.46	0.91
Mauritius	1.52	0.95
Mayotte	1.68	1.04
Mexico	0.73	0.45
Micronesia	0.89	0.56
Moldova	1.18	0.73
Monaco	1.61	1.00
Mongolia	1.36	0.84
Montenegro	1.25	0.78
Montserrat	0.55	0.34
Morocco	1.27	0.79
Mozambique	1.68	1.04
Myanmar (Burma)	0.42	0.26
Namibia	0.77	0.48
Nepal	1.11	0.69
Netherland Antilles	1.09	0.68
Netherlands	1.65	1.03
New Caledonia	1.55	0.96
New Zealand	1.07	0.67
Nicaragua	0.85	0.53
Niger	0.97	0.60
Nigeria	0.58	0.36
Norfolk Island	1.55	0.96
Norway	1.60	0.99
Okinawa	1.39	0.87
Oman	0.30	0.19
Pakistan	0.82	0.51
Palestine	1.32	0.82
Panama	0.66	0.41
Papua New Guinea	0.92	0.57
Paraguay	1.15	0.71

 FY10 Mileage Rates	FY10	FY10
	Reimbursement Rate/Mile US\$	Reimbursement Per Kilometer US\$
Region/Country		
Peru	1.39	0.87
Philippines	0.89	0.56
Poland	1.40	0.87
Portugal	1.58	0.98
Principe	1.12	0.70
Puerto Rico	0.55	0.34
Qatar	0.22	0.13
Reunion	1.52	0.95
Romania	1.09	0.68
Russia	0.87	0.54
Rwanda	1.35	0.84
Sao Tome	1.12	0.70
Sardinia	1.54	0.96
Saudi Arabia	0.16	0.10
Senegal	1.33	0.82
Serbia	1.27	0.79
Seychelles	1.52	0.95
Sierra Leone	0.89	0.56
Singapore	1.05	0.65
Slovakia	1.54	0.96
Slovenia	1.16	0.72
Somalia	1.10	0.68
South Africa	0.85	0.53
Spain	1.21	0.75
Sri Lanka	1.40	0.87
St. Kitts-Nevis	0.55	0.34
St. Lucia	0.55	0.34
St. Vincent	0.55	0.34
Sudan	0.64	0.40
Suriname	0.89	0.56
Swaziland	0.84	0.52
Sweden	1.36	0.84
Switzerland	1.28	0.79
Syria	0.83	0.52
Tahiti	1.55	0.96
Taiwan	0.63	0.39
Tajikistan	1.01	0.63
Tanzania	1.09	0.68
Thailand	0.85	0.53
Timor-Leste	1.20	0.74
Togo	0.87	0.54
Trinidad and Tobago	0.35	0.22
Tunisia	0.94	0.59
Turkey	1.84	1.14
Turkmenistan	0.22	0.13
Turks	0.55	0.34
Uganda	1.28	0.79
Ukraine	0.86	0.54
United Arab Emirates	0.44	0.27
United Kingdom	1.41	0.88
*United States	0.55	0.34
Uruguay	1.16	0.72

FY10 Mileage Rates	FY10	FY10
	Reimbursement	Reimbursement
	Rate/Mile	Per Kilometer
Region/Country	US\$	US\$
Uzbekistan	1.33	0.82
Venezuela	0.02	0.01
Vietnam	0.79	0.49
Yeman	0.29	0.18
Zambia	1.67	1.04
Zimbabwe	1.28	0.79

***As of 1 Jan 2009, the US mileage rate changed from 58.5 cents/mile to 55.0 cents/mile.**

****As of 17 Sept 2009, the Australia mileage rate changed from 73 cents/mile to 102 cents/mile.**